

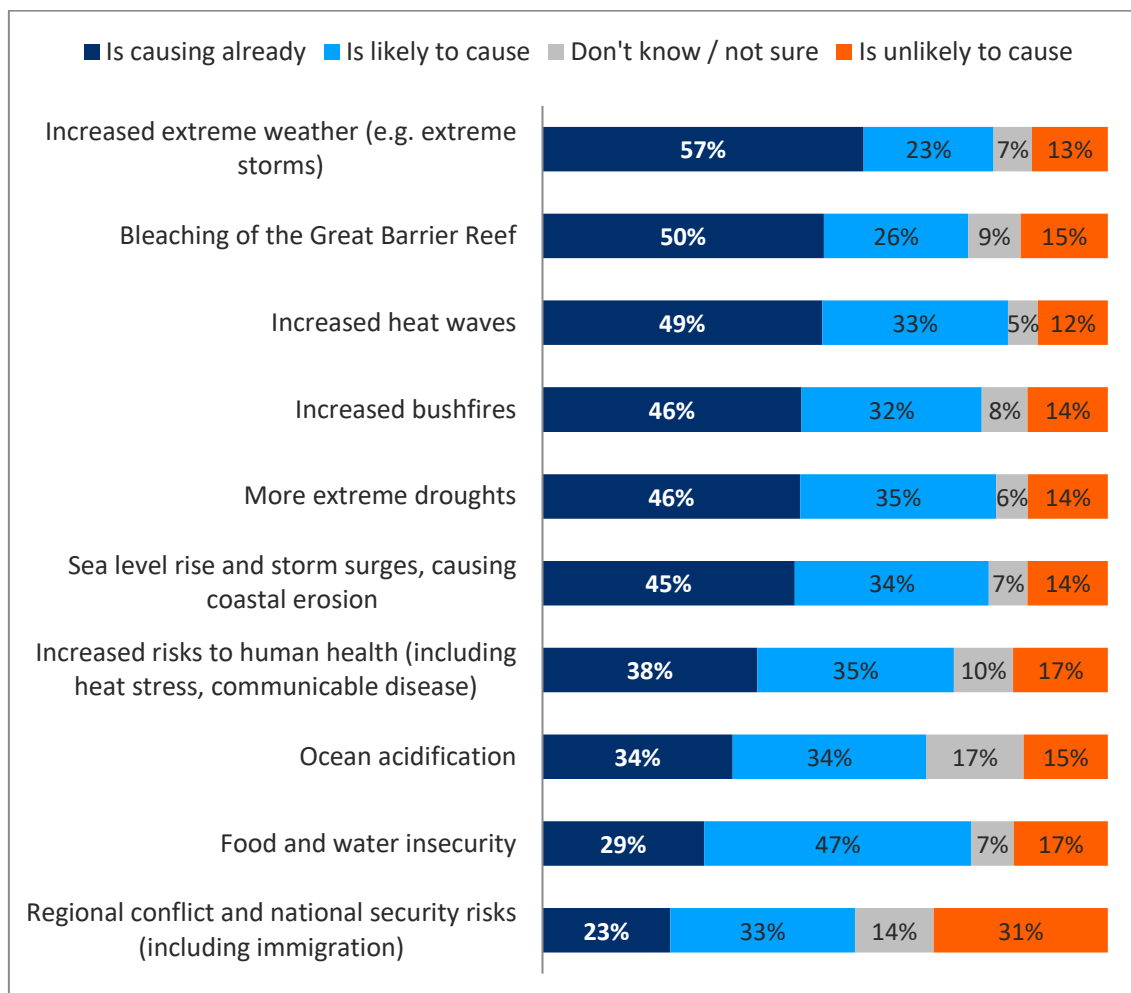
Polling - Global Warming Impacts and Adaptation

Key Results

The Australia Institute surveyed 1,421 Australians between 17 and 26 September 2017 about impacts from global warming and policy for adaptation.

Thinking about the following, do you think global warming is already causing these impacts in Australia? If not already causing, how likely or unlikely do you think global warming is to cause these impacts in the future?

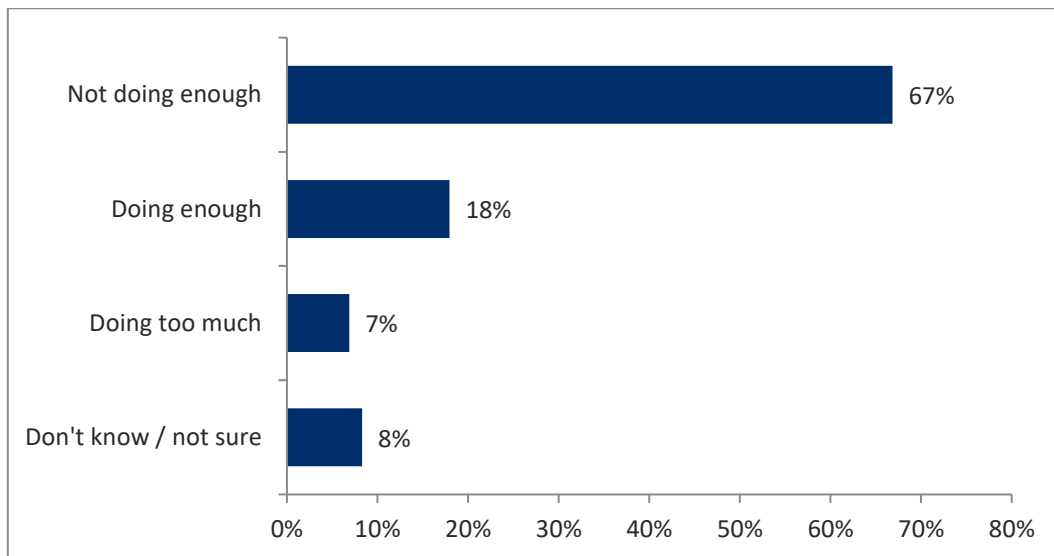
Global warming ...



- A clear majority of respondents thought impacts were either being caused or likely to be caused by global warming.

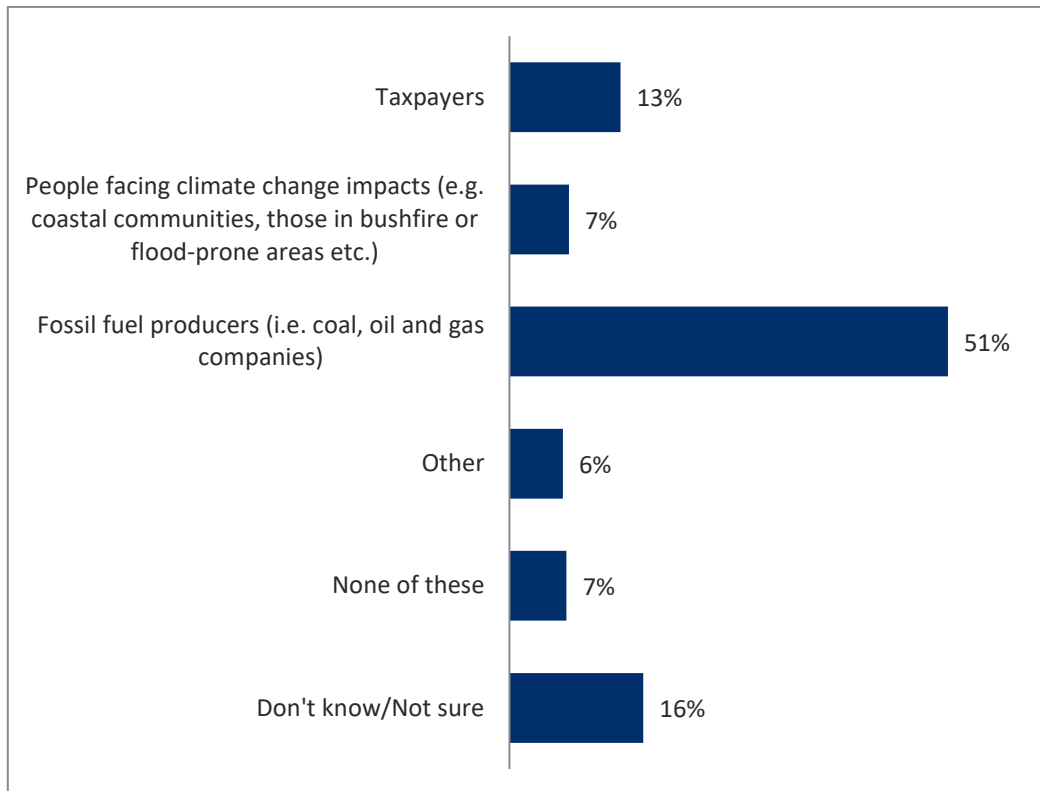
- 57% of respondents said global warming is already causing increased extreme weather like extreme storms. A further 23% thought this was likely.
- 50% said the Great Barrier Reef was already being bleached by global warming, and 26% said this was likely.
- There were similar results for global warming
 - increased heat waves (49% causing already, 33% likely);
 - increased bushfires (46% causing already, 32% likely);
 - more extreme droughts (46% causing already, 35% likely);
 - sea level rise and storm surges (45% causing already, 34% likely).
- Respondents were least likely to think global warming was causing regional conflict and national security risks with (23% causing already) however most thought it either was happening or was likely (total of 55%)
- Only 29% of respondents thought global warming is causing food or water insecurity, but a further 47% thought this was likely (total 76%).

Thinking now about how Australian governments are preparing for and adapting to the impacts of global warming, do you think governments are...?



- Two thirds of respondents (67%) said Australian governments are not doing enough to prepare for or adapt to the impacts of climate change.
- This included 55% of LNP voters, 78% of ALP voters, 44% of One Nation voters and 68% of other voters. Voters for all parties were more likely to say governments were not doing enough than thought they were doing enough or too much.

Who should primarily pay the costs of preparing for, adapting to and responding to global warming impacts?



- Half of respondents (51%) thought that fossil fuel producers should be primarily responsible for paying the costs of preparing for, adapting to and responding to global warming.
- 13% said taxpayers should primarily pay, while only 7% said people facing global warming impacts should primarily pay.
- Amongst those selecting 'other', many selected a few of the options, or said "all" or "everyone". A very small number of responses were sceptical of climate change.

Method

Between 17 and 26 September 2017 The Australia Institute conducted a national survey of 1421 Australians Research Now, with nationally representative samples by gender, age and state or territory.

Results are shown only for larger eastern states – New South Wales, Victoria and Queensland. States were included where the margin of error was 6% or lower.

Voting crosstabs show voting intentions for the lower house. Those who were undecided were asked which way they were leaning; these leanings are included in voting intention crosstabs, but results are also shown separately for undecideds. “LNP” includes separate responses for Liberal and National. “Other” includes Nick Xenophon Team and Independent/Other.

Detailed Results

Thinking about the following, do you think global warming is already causing these impacts in Australia? If not already causing, how likely or unlikely do you think global warming is to cause these impacts in the future?

Global warming ...

Increased extreme weather (e.g. extreme storms)

	Total	Male	Female	LNP	ALP	Greens	PHON	Other	Undec
Is causing already	57%	51%	63%	46%	65%	85%	38%	53%	51%
Is likely to cause	23%	24%	22%	27%	23%	14%	24%	20%	24%
Is unlikely to cause	13%	18%	9%	20%	5%	2%	29%	15%	12%
Don't know / not sure	7%	8%	6%	7%	6%	0%	9%	12%	14%

	18-24y	25-34y	35-44y	45-54y	55-64y	65+	NSW	Qld	Vic
Is causing already	62%	64%	59%	60%	47%	49%	59%	59%	52%
Is likely to cause	25%	23%	26%	22%	22%	21%	21%	24%	25%
Is unlikely to cause	7%	7%	8%	12%	24%	23%	14%	13%	15%
Don't know / not sure	6%	6%	7%	6%	7%	7%	6%	4%	8%

Food and water insecurity

	Total	Male	Female	LNP	ALP	Greens	PHON	Other	Undec
Is causing already	29%	24%	33%	18%	34%	44%	22%	35%	29%
Is likely to cause	47%	47%	48%	52%	50%	47%	33%	40%	48%
Is unlikely to cause	17%	21%	12%	23%	9%	6%	33%	16%	11%
Don't know / not sure	7%	8%	7%	8%	7%	3%	11%	9%	11%

	18-24y	25-34y	35-44y	45-54y	55-64y	65+	NSW	Qld	Vic
Is causing already	30%	28%	30%	33%	30%	21%	30%	32%	24%
Is likely to cause	51%	53%	51%	45%	39%	44%	48%	45%	49%
Is unlikely to cause	13%	10%	11%	14%	22%	29%	15%	17%	20%
Don't know / not sure	5%	9%	7%	7%	9%	7%	7%	5%	7%

More extreme droughts

	Total	Male	Female	LNP	ALP	Greens	PHON	Other	Undec
Is causing already	46%	38%	53%	32%	55%	69%	33%	46%	42%
Is likely to cause	35%	34%	36%	38%	36%	25%	33%	31%	38%
Is unlikely to cause	14%	22%	7%	23%	5%	4%	27%	14%	9%
Don't know / not sure	6%	6%	5%	7%	4%	2%	7%	8%	12%

	18-24y	25-34y	35-44y	45-54y	55-64y	65+	NSW	Qld	Vic
Is causing already	47%	42%	50%	51%	44%	39%	49%	51%	39%
Is likely to cause	35%	38%	35%	34%	32%	34%	29%	31%	41%
Is unlikely to cause	13%	13%	8%	9%	20%	22%	17%	14%	14%
Don't know / not sure	5%	7%	7%	5%	4%	5%	5%	4%	6%

Increased heat waves

	Total	Male	Female	LNP	ALP	Greens	PHON	Other	Undec
Is causing already	49%	42%	56%	35%	61%	72%	37%	50%	46%
Is likely to cause	33%	34%	32%	41%	30%	25%	28%	28%	34%
Is unlikely to cause	12%	17%	7%	17%	5%	2%	29%	15%	10%
Don't know / not sure	5%	6%	5%	7%	4%	1%	6%	8%	10%

	18-24y	25-34y	35-44y	45-54y	55-64y	65+	NSW	Qld	Vic
Is causing already	54%	49%	54%	55%	44%	41%	52%	53%	42%
Is likely to cause	32%	38%	33%	31%	31%	32%	30%	31%	38%
Is unlikely to cause	10%	6%	7%	10%	20%	22%	13%	13%	14%
Don't know / not sure	4%	7%	6%	4%	5%	5%	5%	3%	6%

Sea level rise and storm surges, causing coastal erosion

	Total	Male	Female	LNP	ALP	Greens	PHON	Other	Undec
Is causing already	45%	39%	50%	35%	51%	68%	28%	46%	45%
Is likely to cause	34%	34%	35%	38%	36%	29%	31%	28%	32%
Is unlikely to cause	14%	20%	9%	19%	6%	3%	33%	17%	12%
Don't know / not sure	7%	7%	6%	8%	6%	1%	8%	9%	12%

	18-24y	25-34y	35-44y	45-54y	55-64y	65+	NSW	Qld	Vic
Is causing already	56%	52%	45%	46%	38%	32%	47%	48%	39%
Is likely to cause	29%	34%	39%	36%	32%	34%	34%	30%	37%
Is unlikely to cause	10%	8%	9%	10%	24%	25%	13%	17%	16%
Don't know / not sure	5%	6%	7%	8%	6%	8%	7%	5%	7%

Ocean acidification

	Total	Male	Female	LNP	ALP	Greens	PHON	Other	Undec
Is causing already	34%	27%	40%	19%	42%	57%	26%	36%	32%
Is likely to cause	34%	35%	34%	40%	33%	30%	29%	28%	33%
Is unlikely to cause	15%	21%	9%	21%	8%	3%	29%	17%	12%
Don't know / not sure	17%	17%	18%	20%	17%	10%	16%	19%	23%

	18-24y	25-34y	35-44y	45-54y	55-64y	65+	NSW	Qld	Vic
Is causing already	36%	34%	37%	41%	29%	25%	35%	36%	29%
Is likely to cause	37%	44%	37%	33%	27%	27%	35%	32%	38%
Is unlikely to cause	10%	9%	10%	11%	22%	27%	13%	17%	15%
Don't know / not sure	17%	13%	16%	15%	22%	21%	17%	15%	18%

Bleaching of the Great Barrier Reef

	Total	Male	Female	LNP	ALP	Greens	PHON	Other	Undec
Is causing already	50%	43%	56%	34%	61%	75%	33%	53%	47%
Is likely to cause	26%	26%	25%	33%	24%	18%	26%	17%	27%
Is unlikely to cause	15%	22%	9%	22%	8%	3%	28%	17%	12%
Don't know / not sure	9%	9%	9%	10%	8%	3%	13%	13%	15%

	18-24y	25-34y	35-44y	45-54y	55-64y	65+	NSW	Qld	Vic
Is causing already	47%	51%	57%	55%	44%	43%	49%	51%	48%
Is likely to cause	23%	27%	25%	25%	27%	25%	25%	23%	28%
Is unlikely to cause	19%	13%	10%	10%	20%	23%	17%	19%	13%
Don't know / not sure	11%	9%	8%	9%	9%	10%	9%	7%	11%

Increased risks to human health (including heat stress, communicable disease)

	Total	Male	Female	LNP	ALP	Greens	PHON	Other	Undec
Is causing already	38%	32%	44%	25%	47%	55%	26%	42%	36%
Is likely to cause	35%	32%	37%	35%	38%	34%	32%	31%	40%
Is unlikely to cause	17%	23%	10%	25%	8%	5%	33%	15%	10%
Don't know / not sure	10%	13%	9%	15%	7%	6%	10%	12%	13%

	18-24y	25-34y	35-44y	45-54y	55-64y	65+	NSW	Qld	Vic
Is causing already	43%	38%	45%	38%	35%	29%	39%	38%	36%
Is likely to cause	30%	38%	34%	39%	34%	31%	33%	35%	35%
Is unlikely to cause	11%	10%	11%	14%	23%	31%	17%	18%	18%
Don't know / not sure	16%	13%	10%	8%	7%	10%	10%	9%	10%

Thinking now about how Australian governments are preparing for and adapting to the impacts of global warming, do you think governments are...?

	Total	Male	Female	LNP	ALP	Greens	PHON	Other	Undec
Not doing enough	67%	62%	71%	55%	78%	89%	44%	68%	65%
Doing enough	18%	20%	16%	28%	13%	5%	22%	13%	14%
Doing too much	7%	10%	3%	9%	1%	2%	20%	8%	5%
Don't know / not sure	8%	7%	9%	7%	8%	4%	15%	10%	16%

	18-24y	25-34y	35-44y	45-54y	55-64y	65+	NSW	Qld	Vic
Not doing enough	75%	75%	75%	67%	58%	52%	68%	67%	65%
Doing enough	14%	16%	12%	17%	20%	28%	18%	18%	20%
Doing too much	4%	2%	5%	6%	12%	14%	5%	10%	7%
Don't know / not sure	7%	8%	8%	9%	11%	7%	9%	6%	8%

Who should primarily pay the costs of preparing for, adapting to and responding to global warming impacts?

	Total	Male	Female	LNP	ALP	Greens	PHON	Other	Undec
Taxpayers	13%	17%	9%	15%	13%	17%	6%	10%	9%
People facing climate change impacts (e.g. coastal communities, those in bushfire or flood-prone areas etc.)	7%	8%	6%	9%	6%	4%	6%	7%	7%
Fossil fuel producers (i.e. coal, oil and gas companies)	51%	48%	55%	48%	55%	58%	48%	48%	46%
Other	6%	6%	6%	4%	5%	10%	10%	7%	6%
None of these	7%	8%	5%	7%	5%	4%	13%	9%	7%
Don't know/Not sure	16%	13%	18%	16%	16%	7%	19%	18%	25%

	18-24y	25-34y	35-44y	45-54y	55-64y	65+	NSW	Qld	Vic
Taxpayers	15%	12%	11%	9%	17%	15%	13%	13%	16%
People facing climate change impacts (e.g. coastal communities, those in bushfire or flood-prone areas etc.)	12%	9%	6%	5%	4%	6%	8%	7%	7%
Fossil fuel producers (i.e. coal, oil and gas companies)	47%	54%	58%	53%	51%	43%	51%	53%	50%
Other	4%	5%	6%	9%	6%	7%	7%	4%	5%
None of these	8%	4%	3%	6%	8%	12%	7%	6%	7%
Don't know/Not sure	15%	16%	15%	17%	13%	17%	15%	17%	14%